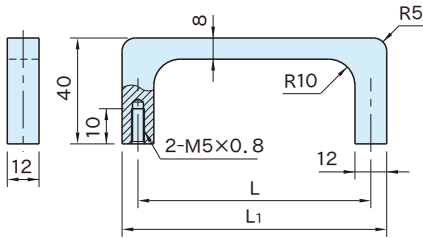


# SQ1~5

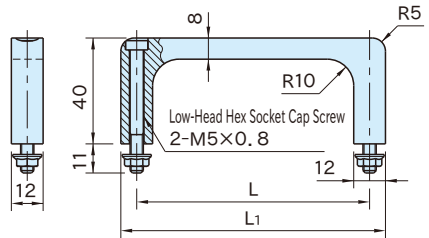
# ALUMINUM EQUIPMENT HANDLES



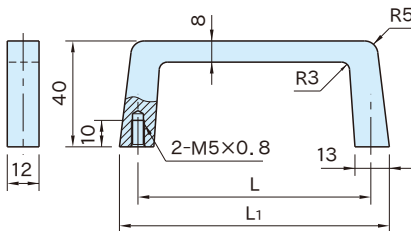
Body
Aluminum (A6N01S)
Anodized finish
Satin finish
Natural matte
Black matte



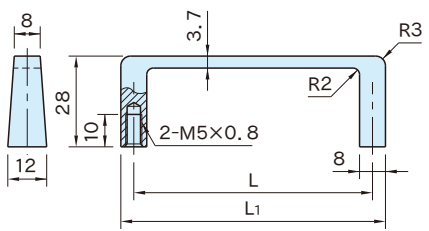
SQ1



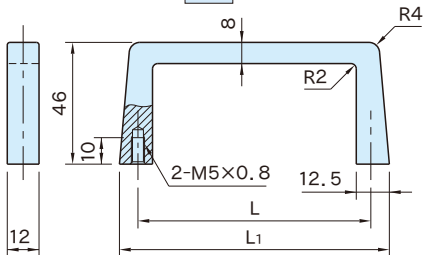
SQ2



SQ3




SQ4




SQ5

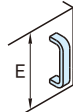
**SQ1**

Natural	Black	L	L <sub>1</sub>	U (*)	Panel Height E (**)	Mounting	Load Capacity (N)	Weight (g)
Part Number	Part Number							
<b>SQ1- 32N</b>	<b>SQ1- 32B</b>	32	43.5	1	44		500	36
<b>SQ1- 88N</b>	<b>SQ1- 88B</b>	88	100	3	132.5			50
<b>SQ1-120N</b>	<b>SQ1-120B</b>	120	132	3~4	132.5~177			58
<b>SQ1-180N</b>	<b>SQ1-180B</b>	180	192	5	221.5			75

**SQ2**

Natural	Black	L	L <sub>1</sub>	U (*)	Panel Height E (**)	Mounting	Load Capacity (N)	Weight (g)
Part Number	Part Number							
<b>SQ2- 32N</b>	<b>SQ2- 32B</b>	32	43.5	1	44		500	31
<b>SQ2- 88N</b>	<b>SQ2- 88B</b>	88	100	3	132.5			46
<b>SQ2-120N</b>	<b>SQ2-120B</b>	120	132	3~4	132.5~177			54
<b>SQ2-180N</b>	<b>SQ2-180B</b>	180	192	5	221.5			68


**SQ3**

Natural	L	L <sub>1</sub>	U (*)	Panel Height E (**)	Mounting	Load Capacity (N)	Weight (g)
Part Number							
<b>SQ3- 55N</b>	55	69	2	88.1		500	39
<b>SQ3- 88N</b>	88	102	3	132.5			47
<b>SQ3- 120N</b>	120	134	4	177			55
<b>SQ3- 180N</b>	180	194	5	221.5			68
<b>SQ3- 235N</b>	235	249	6	266			85

**SQ4**

Natural	Black	L	L <sub>1</sub>	Load Capacity (N)	Weight (g)
Part Number	Part Number				
<b>SQ4-90N</b>	<b>SQ4-90B</b>	90	98	300	18

**SQ5**

Natural	Black	L	L <sub>1</sub>	U (*)	Panel Height E (**)	Mounting	Load Capacity (N)	Weight (g)
Part Number	Part Number							
<b>SQ5- 88N</b>	<b>SQ5- 88B</b>	88	102	3	132.5		500	48
<b>SQ5-120N</b>	<b>SQ5-120B</b>	120	132.5	3~4	132.5~177			55

\*) 1U=44.45mm

\*\*) Panel height=U×44.45mm-0.8mm