



QCSQ-OG

(Plastic Knob, Orange)



QCSQ-BK

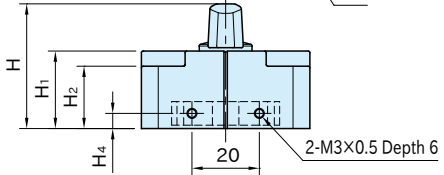
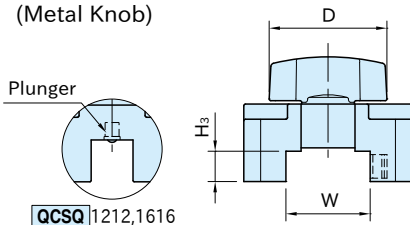
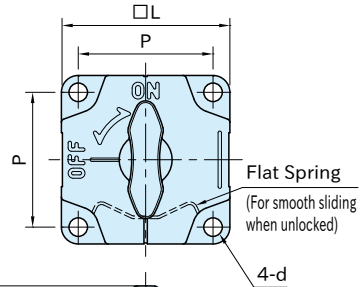
(Plastic Knob, Black)



QCSQ-S

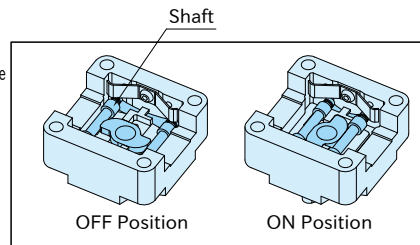
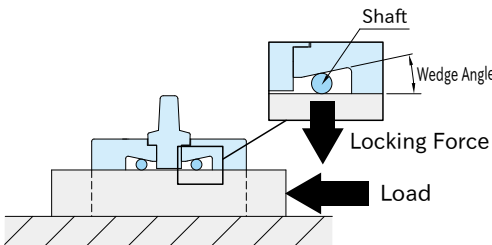
(Metal Knob)

Type	Body	Knob	Shafts / Wedge	Flat Spring
QCSQ-OG	Die-cast zinc Chrome plated	Polyamide (glass-fiber reinforced)	Stainless steel	C519P phosphor bronze
QCSQ-BK				
QCSQ-S		SCS13 stainless steel (Equivalent to SUS304)		



■ Locking Mechanism

The shafts are locked being pushed into the wedged spaces when sliding load is applied in horizontal direction.



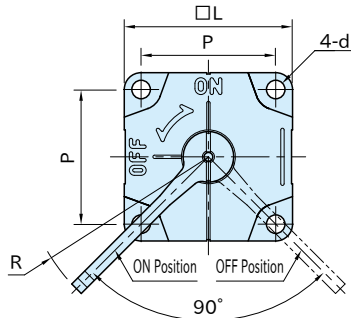
Size		L	H	W (+0.05 0)	H ₃	D	H ₁	H ₂	H ₄	P	d	
	1212	40	36	12	12	28	22	18.5	6	32	4.5	
	1616		40	16	16		26	22.5	8			
QCSQ-OG QCSQ-BK QCSQ-S	2509	50	37	25	9	35	23	18.5	4.5	40	5.5	
	2512		40	32	12		26	21.5	6			
	3212		44		16		30	25.5	8			
	3216											

QCSQ-OG (Plastic Knob, Orange)		QCSQ-BK (Plastic Knob, Black)		QCSQ-S (Metal Knob)	
Part Number	Weight (g)	Part Number	Weight (g)	Part Number	Weight (g)
QCSQ1212-OG	130	QCSQ1212-BK	130	QCSQ1212-S	145
QCSQ1616-OG	150	QCSQ1616-BK	150	QCSQ1616-S	165
QCSQ2509-OG	220	QCSQ2509-BK	220	QCSQ2509-S	245
QCSQ2512-OG	240	QCSQ2512-BK	240	QCSQ2512-S	265
QCSQ3212-OG	220	QCSQ3212-BK	220	QCSQ3212-S	245
QCSQ3216-OG	240	QCSQ3216-BK	240	QCSQ3216-S	265

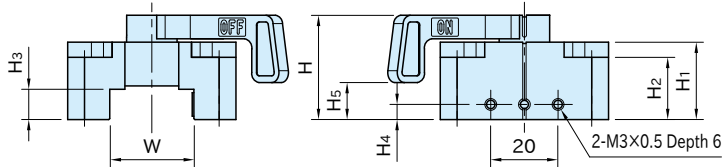
QCSQ-L SLIDING LOCKS FOR SQUARE BAR WITH HANDLE



Body	Handle	Shafts / Wedge	Flat Spring
Die-cast zinc Chrome plated	SCS13 stainless steel (Equivalent to SUS304)	Stainless steel	C519P phosphor bronze



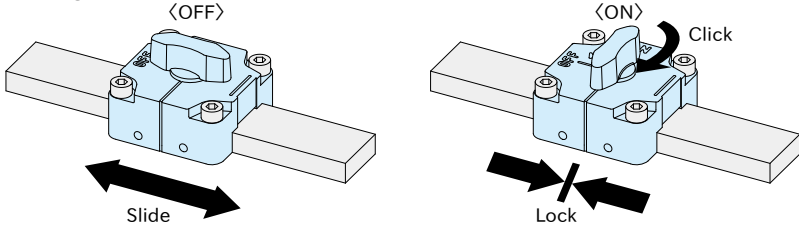
★ **Key Point** — The handle is accessible from the side even in tight spaces.



Part Number	L	H	W (+0.05 0)	H3 (+0.2 0)	H1	H2	H4	R	H5	P	d	Weight (g)
QCSQ1212-L	40	29	12	12	22	18.5	6	46	11	32	4.5	150
QCSQ1616-L		33										16
QCSQ2509-L	50	31	25	9	23	18.5	4.5	55.5	11	40	5.5	250
QCSQ2512-L		34										12
QCSQ3212-L		32	16	30	25.5	8	18		250			
QCSQ3216-L									38			16

How To Use

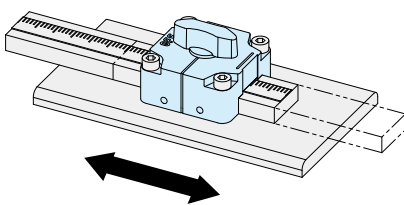
Operating Instructions



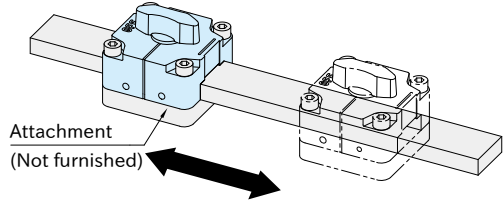
The slide is locked when the knob is at “ON” position.

Usage Instructions * Refer to the “Note” for safety use.

1. Slide the steel bar.



2. Slide the Sliding Locks For Square Bar.



How to Use Scale Plate

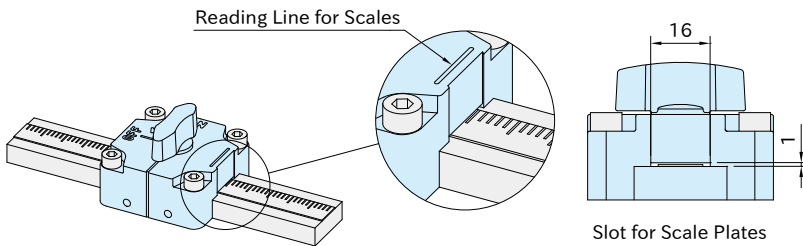
· Scale plate can be put on the steel bar.

Note: Fit scale plate inside the slot in the figure below.

Putting scale plate outside the slot cause interference between scale plate and Sliding Lock, and this may cause failure.

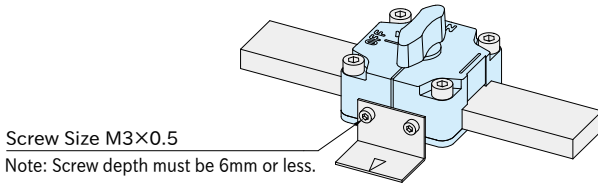
Scale plate can not be put on the [QCSQ1212](#) or [QCSQ1616](#).

· [ES1N](#) Scale Plate is separately available.



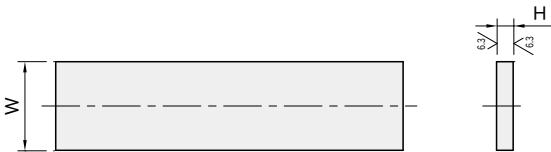
■ How to Use Tapped Holes on Side Surface

Can be used with attachments such as pointer plates and brackets.



■ Steel Bar Materials

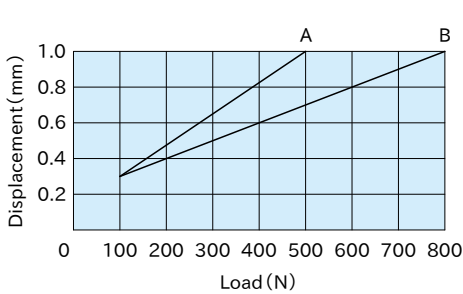
Usable Materials: Flat bar (JIS h14 grade) made of SS400, S45C or SUS304 etc.



	Size	W	H
QCSQ	1212	12 $\begin{pmatrix} 0 \\ -0.43 \end{pmatrix}$	12 $\begin{pmatrix} 0 \\ -0.43 \end{pmatrix}$
	1616	16 $\begin{pmatrix} 0 \\ -0.43 \end{pmatrix}$	16 $\begin{pmatrix} 0 \\ -0.43 \end{pmatrix}$
	2509	25 $\begin{pmatrix} 0 \\ -0.52 \end{pmatrix}$	9 $\begin{pmatrix} 0 \\ -0.36 \end{pmatrix}$
	2512		12 $\begin{pmatrix} 0 \\ -0.43 \end{pmatrix}$
	3212	32 $\begin{pmatrix} 0 \\ -0.62 \end{pmatrix}$	
	3216		16 $\begin{pmatrix} 0 \\ -0.43 \end{pmatrix}$

Performance Curve

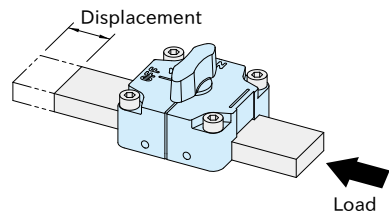
■ The displacement of steel bar by axial load (Static load from single direction)



A: **QCSQ** 1212,1616

B: **QCSQ** 2509,2512

QCSQ 3212,3216



Note: The above data is for a flat bar made of SUS304 stainless steel, SS400 steel and S45C steel.
Using an aluminum flat bar, the surface will be scratched or dent by applied load.

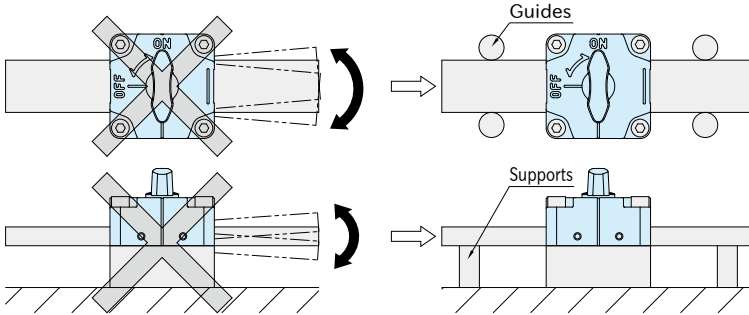
Technical Information

- Heat resistance : Up to 90°C
- Rated load : **QCSQ** 1212,1616 : 500N
- QCSQ** 2509,2512,3212,3216 : Up to 800N

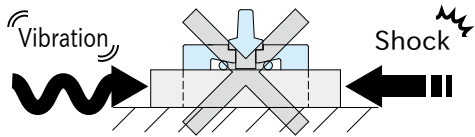
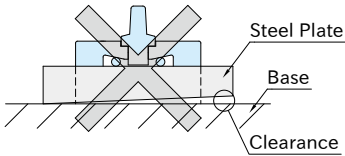
Note

The following conditions may cause displacement increasing or misalignment.

1. Use under slippage or chattering caused by vertical or horizontal loads

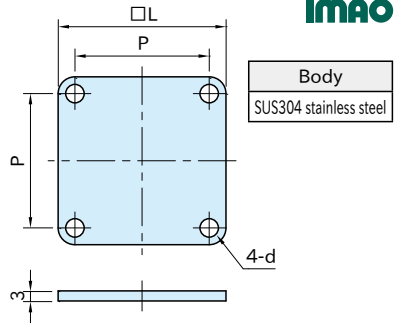


2. Use with a clearance between the steel bar and the base when the Sliding Locks at "ON" position.
3. Use under excess shock or vibration



QCSQSP

RISER PLATES FOR SLIDING LOCK

Part Number	L	d	P	Weight (g)
QCSQSP4003	40	4.5	32	35
QCSQSP5003	50	5.5	40	55

How To Use

How to Use Riser Plate

Riser Plates (to be ordered separately) can lift the steel bar to create a clearance between the steel bar and the base.

