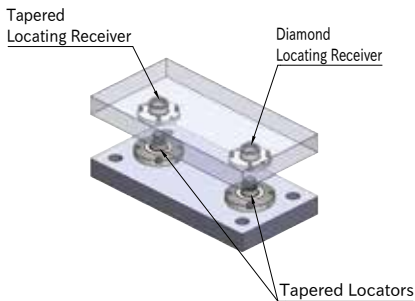


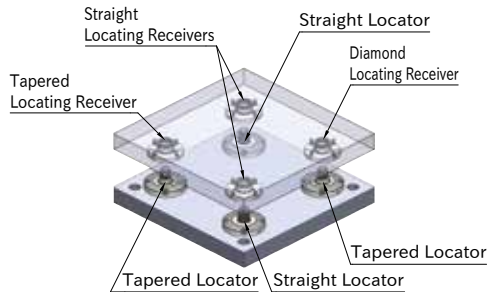
How To Use PNEUMATIC FLEX LOCATORS

Application Example

For clamping at 2 points



For clamping at 4 points

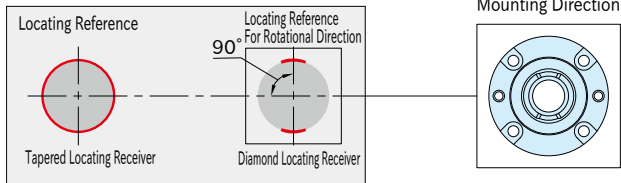


Layout of Locating Receivers

Mount the Tapered Locating Receivers and Diamond Locating Receivers as in the figure below for locating fixture plates.

Pay attention to the mounting direction of the Diamond Locating Receivers, since the direction for use at 2 points and the direction for use at 4 points differ.

For clamping at 2 points



For clamping at 4 points

