

# PN / PO      PLUGS



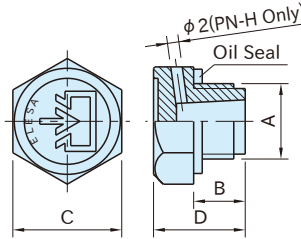
ELESA Original Design TCD, TCDF, TSD & TN



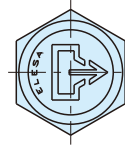
**PN**  
(Black Matte,  
Oil Filling Mark)



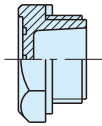
**PN-H**  
(Black Matte, Oil Filling Mark,  
Air Blow)



**PN PN-H**  
(Black Matte, Oil Filling Mark)



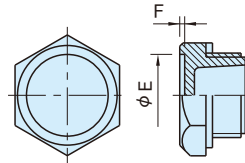
**PN-D**  
(Red Matte, Draining Mark)



**PN-D**  
(Red Matte,  
Draining Mark)



**PO**  
(Black Matte, Plain)



**PO**  
(Black Matte, Plain)

Body	Oil Seal
Glass-fiber reinforced polyamide plastic	Nitrile rubber (NBR)
Black Matte or	
Red Matte	

Type / Size	A	B	C	D	Screw Torque (N·m)	Weight (g)
<b>PN</b>	1/8	9	19	16	4 - 6	4
	1/4					
<b>PN-H</b>	3/8	11	26	18	8 - 10	5
<b>PN-D</b>	1/2					8
<b>PO</b>	3/4	12	32	20	10 - 12	14
	1	13	38	22	12 - 15	18

**PO** (Black Matte, Plain)

Part Number	E	F
<b>PO-1/8</b>	15	0.8
<b>PO-1/4</b>		
<b>PO-3/8</b>	17	0.9
<b>PO-1/2</b>	20.5	
<b>PO-3/4</b>	25	1
<b>PO-1</b>	31	1.2

- The **PO** type can be personalized with a particular symbol mark.
- Working temperature : Between  $-30^{\circ}\text{C}$  and  $100^{\circ}\text{C}$
- Avoid using these plugs on water tanks, where plugs will expand due to water absorption.
- Unresistant to gasoline and alcohol.