

HKF, HKR

FLAT ADJUSTABLE HANDLES



HKF-BK
(Tapped)



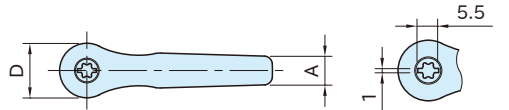
HKF-OG
(Tapped)



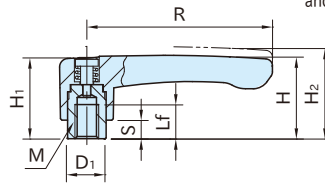
HKR-BK
(Stud)



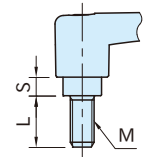
HKR-OG
(Stud)



Socket for both hexalobular and flathead screwdrivers



HKF
(Tapped)



HKR
(Stud)

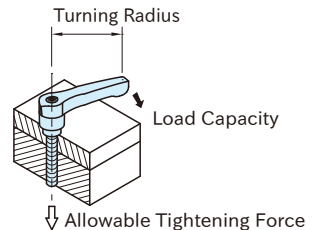
Type	Handle	Locking Element
HKF HKR	ZDC1 die-cast zinc Black or orange coated	SUM22L steel Black oxide finished
HKF-SUS HKR-SUS		SUS303 stainless steel

Size	No. of Teeth	R	H	D	H ₁	H ₂	M	D ₁	S	A	Screwdriver Size	
											Flathead	Hexalobular socket
HKF HKR 6	20	65	29.2	19.1	28.5	32.2	M 6×1	13.5	6.5	10.1	⌀5.5	No.20 (T20)
HKF-SUS 8							M 8×1.25					
HKR-SUS 10	22	80	38	22	37	42	M10×1.5	16	10	11.7		

Technical Information

■ Tightening Capacity (stud type)

Size	Locking Element		
	HKR	HKR-SUS	
	6	8	10
Thread Diameter	M6	M8	M10
Turning Radius (mm)	55	55	70
Load Capacity (N)	120	290	445
Allowable Tightening Force (kN)	4.3	8	12.8



Note

HKF-SUS and **HKR-SUS** are available on request.

HKF **HKF-SUS** (Tapped) Note: Stainless steel types are available on request.

Steel	Stainless Steel	Lf	Weight (g)
Part Number	Part Number		
HKF 6-**	HKF 6-**-SUS	12	78
HKF 8-**	HKF 8-**-SUS		76
HKF10-**	HKF10-**-SUS	14	125

Note: Specify the handle color code in **.

HKR **HKR-SUS** (Stud) Note: Stainless steel types are available on request.

Steel	Stainless Steel	L	Weight (g)
Part Number	Part Number		
HKR 6×15-**	HKR 6x15-**-SUS	15	84
HKR 6×20-**	HKR 6x20-**-SUS	20	84
HKR 6×25-**	HKR 6x25-**-SUS	25	85
HKR 6×30-**	HKR 6x30-**-SUS	30	86
HKR 6×40-**	HKR 6x40-**-SUS	40	88
HKR 6×50-**	HKR 6x50-**-SUS	50	89
HKR 8×15-**	HKR 8x15-**-SUS	15	86
HKR 8×20-**	HKR 8x20-**-SUS	20	87
HKR 8×25-**	HKR 8x25-**-SUS	25	89
HKR 8×30-**	HKR 8x30-**-SUS	30	90
HKR 8×40-**	HKR 8x40-**-SUS	40	93
HKR 8×50-**	HKR 8x50-**-SUS	50	96
HKR 8×60-**	HKR 8x60-**-SUS	60	102
HKR10×20-**	HKR10x20-**-SUS	20	143
HKR10×25-**	HKR10x25-**-SUS	25	146
HKR10×30-**	HKR10x30-**-SUS	30	148
HKR10×40-**	HKR10x40-**-SUS	40	153
HKR10×50-**	HKR10x50-**-SUS	50	158
HKR10×60-**	HKR10x60-**-SUS	60	168

Note: Specify the handle color code in **.

■ **Ordering Example (Specify the color code.)**

HKF6 - BK		Color code	Handle color
Part number	Color code	BK	black
Note: The above part number indicates HKF6 with black handle.		OG	orange

How To Adjust Handle Position



Pull up the handle to disengage the teeth from the locking element.



Turn the lifted handle to a desired position.



When the handle is released, the return spring automatically engages the teeth again for tightening. (If the number of teeth is 20, the teeth engage with the locking element every $18^\circ = 360^\circ/20$.)