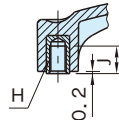
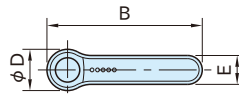


ELH

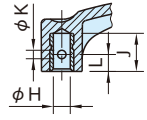
ERGOSTYLE HANDLES



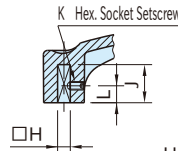
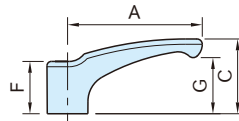
ELESA Original Design ERF.



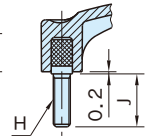
ELH
(Tapped)



ELH-R
(Reamed)



ELH-S
(Square Hole)



ELH
(Stud)

Handle	Insert & Bushing	Stud
Glass-fiber reinforced polyamide plastic Black matte	Brass	Steel (SUM22L) Zinc plated finish

Size	A	B	C	D	E	F	G
ELH 44	44	52	26.5	15.5	11	19	19
ELH-R 63	63	73.5	35	19	13.5	24.5	26.5
ELH-S 78	78	90.5	42	23	16	29.5	32
ELH 95	95	109	51.5	26.5	18	34	40

ELH (Tapped)

Part Number	H	J	Weight (g)
ELH44	M 6×1	12	9
ELH63	M 8×1.25	13	19
ELH78	M10×1.5	17	42
ELH95	M12×1.75	20	48

ELH-R (Reamed)

Part Number	H (H9)	J	K	L	Weight (g)
ELH44-6R	6	15	3	7	5
ELH63-8R	8	20	4	8	11
ELH78-10R	10	25		9	31
ELH95-12R	12	30	5	10	37

ELH-S (Square Hole)

Part Number	H (H10)	J	K	L	Weight (g)
ELH44-5S	5	15	M4×0.7	7	5
ELH63-6S	6	20		8	11
ELH78-8S	8	25	M5×0.8	9	31
ELH95-10S	10	30		10	37

ELH (Stud)

Part Number	H	J	Weight (g)
ELH44×16	M 6×1	16	13
ELH63×25	M 8×1.25	25	32
ELH63×45	M 8×1.25	45	42
ELH78×30	M10×1.5	30	61
ELH95×50	M12×1.75	50	85

- Use in hot or highly humid circumstances can deteriorate the plastic material properties.
- Working temperature : Between -30°C and 130°C

※Some items are not RoHS-compliant. Contact us at info@imao.jp for the updated information.