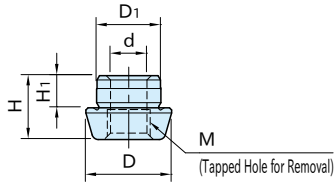


# CP721

# FLEX LOCATING PINS



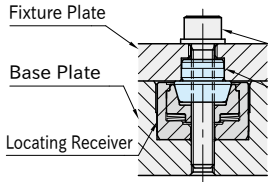
Body
SCM440 steel Nitrocarburized

Part Number	D <sub>1</sub> (p6)	H <sub>1</sub>	D	H	M	d	Weight (g)	Locating Receivers
<b>CP721-12025</b>	12	4.5	15	10	M10×1.5 Depth 3.5	8.5	6	CP726-12025
<b>CP721-15032</b>	15	7.5	20	15	M12×1.75Depth 4.5	10.2	16	CP726-15032
<b>CP721-20045</b>	20	10	30	20	M16×2 Depth 5.5	14	47	CP726-20045

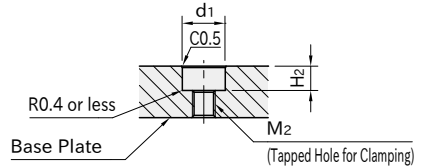
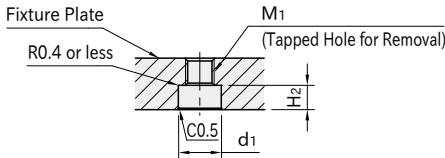
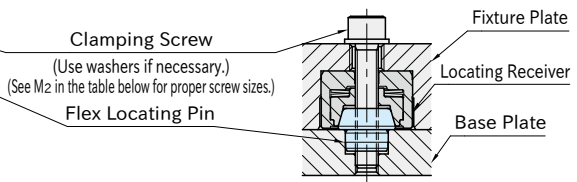
## How To Use

### ■ Mounting Hole Dimensions for Press Fit

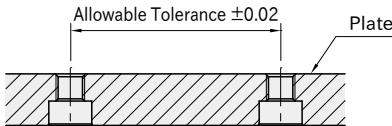
Installation of Flex Locating Pin on Fixture Plate



Installation of Flex Locating Pin on Base Plate



### ■ Spacing Tolerance



Part Number	d <sub>1</sub> (H6)	H <sub>2</sub>	M <sub>1</sub>	M <sub>2</sub>
<b>CP721-12025</b>	12	5.5	M 8×1.25	M 6×1
<b>CP721-15032</b>	15	8.5	M10×1.5	M 8×1.25
<b>CP721-20045</b>	20	11	M14×1.5	M10×1.5 M12×1.75

## Reference

- How To Install FLEX LOCATORS (Through)
- How To Use FLEX LOCATORS (Through)