

CP180

FLEX ZERO BASES



CP180-1515-35

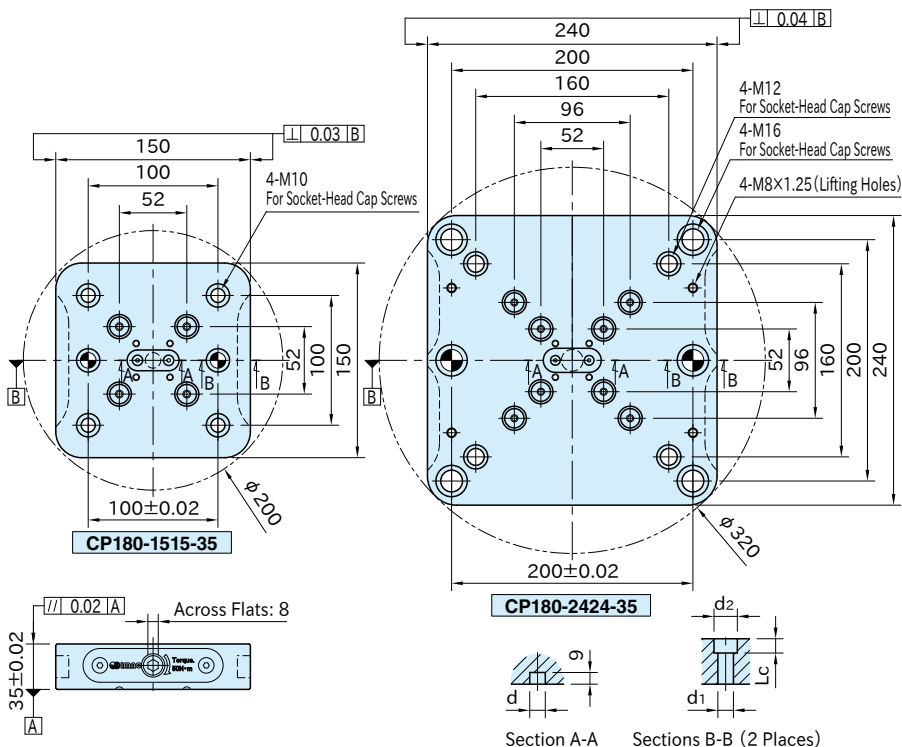


CP180-2424-35

★Key Point

Clamp the fixture by single operation!

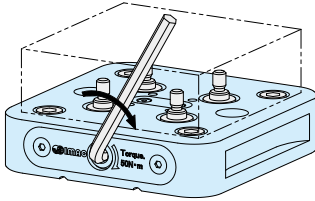
Part Number	Body	Threaded Spindle	Clamping Socket
CP180-1515-35	S50C steel Nitrocarburized HV 400 (Effective depth 0.1mm)	SCM440 steel Black oxide finished	S45C steel Black oxide finished
CP180-2424-35	NAK55 Steel HRC37-43		



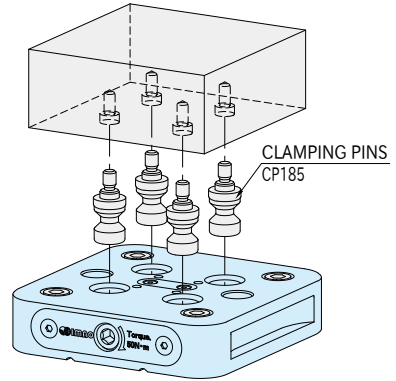
Part Number	d (H9)	d ₁ (H9)	d ₂	Lc	Clamping Force (kN)	Allowable Tightening Torque (N·m)	Weight (kg)
CP180-1515-35	12	12	18	11	12	50	5
CP180-2424-35	18	18	26	20			13.5

Feature

- Can be clamped by one operation.
- Pins are fully clamped by approx. 3 rotations of the clamping socket.

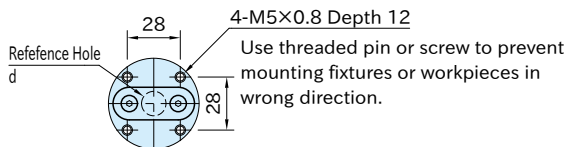
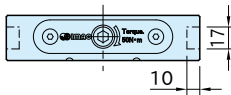
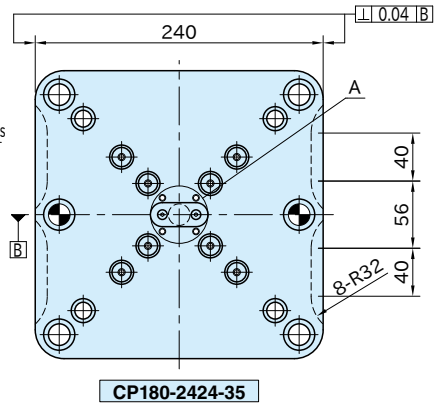
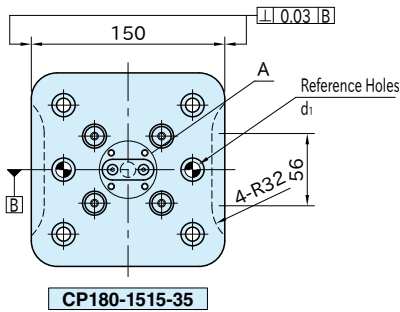


How To Use



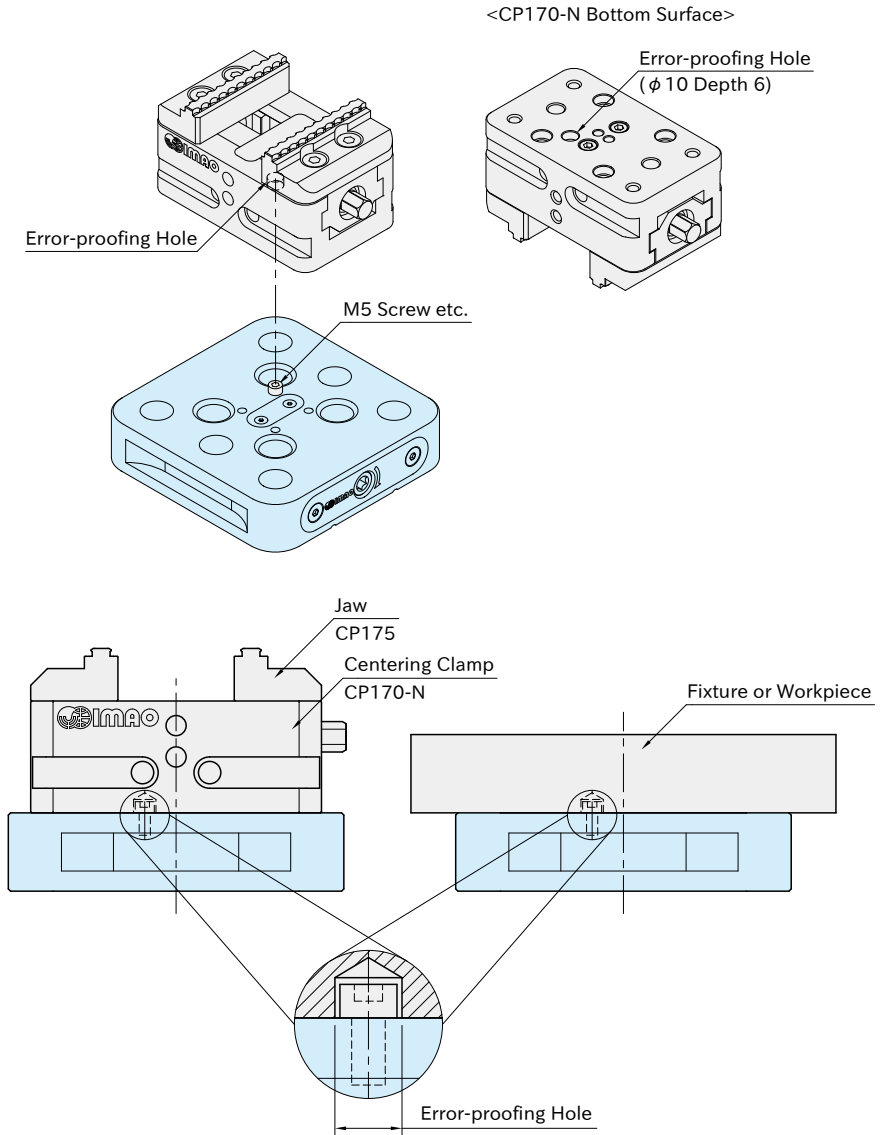
How To Locate

Can be positioned by reference holes or finished side surfaces.



■ Usage Example of Error-proofing Hole

Prepare a screw etc. on M5x0.8 Depth 12 hole on [CP180](#) Flex Zero Base to prevent mounting [CP170-N](#) Centering Clamp in wrong direction.



Technical Information

Repeatability: 5 μm

Related Product

- [CP185](#) CLAMPING PINS
- [CP185-P](#) PROTECTING COVER
- [CP170-N](#) CENTERING CLAMPS