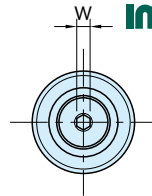
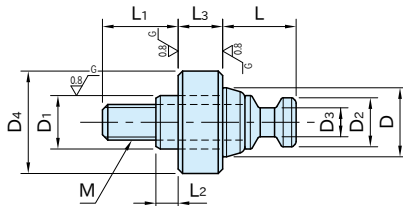


CP155-LS

TAPERED RISER SCREWS



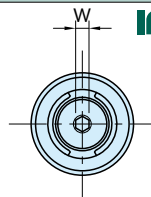
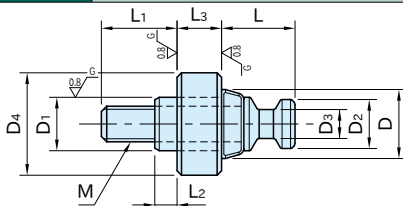
★ **Key Point**
To avoid tool interference!

Tapered Bushing	Clamping Screw	Riser
S45C steel Black oxide finished Precision ground	SCM435 steel Quenched and tempered Black oxide finished	S45C steel Quenched and tempered Black oxide finished Precision ground

Part Number	M	D ₁ (g6)	L ₂	L ₁	D	L	D ₂	D ₃	L ₃ (±0.01)	D ₄	W	Weight (g)	CLAMPING MODULES
CP155-08001LS	M 8×1.25	12	5	17	15.5	16.5	11	6.5	10	23	3	53	CP150-08040, CP151-08080 CP152-08050
CP155-12001LS	M12×1.75	18	6	24	24.5	25	16	9.5	17	34	5	190	CP150-12063, CP151-12125 CP152-12080
CP155-16001LS	M16×2	22	7.5	30	31.5	33	21	13	20	45	6	402	CP150-16080, CP151-16160 CP152-16100
CP155-20001LS	M20×2.5	30	7.5	37	44.2	41.5	29.5	18	30	63	8	1080	CP150-20100
CP155-20241LS	M24×3	34		42								1139	

CP155-DS

TAPERED RISER SCREWS



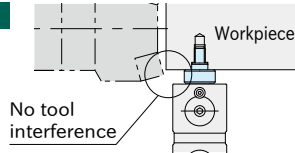
★ **Key Point**
To avoid tool interference!

Tapered Bushing	Clamping Screw	Riser
S45C steel Black oxide finished Precision ground	SCM435 steel Quenched and tempered Black oxide finished	S45C steel Quenched and tempered Black oxide finished Precision ground

Part Number	M	D ₁ (g6)	L ₂	L ₁	D	L	D ₂	D ₃	L ₃ (±0.01)	D ₄	W	Weight (g)	CLAMPING MODULES
CP155-08001DS	M 8×1.25	12	5	17	15.5	16.5	11	6.5	10	23	3	53	CP150-08040, CP151-08080 CP152-08050
CP155-12001DS	M12×1.75	18	6	24	24.5	25	16	9.5	17	34	5	190	CP150-12063, CP151-12125 CP152-12080
CP155-16001DS	M16×2	22	7.5	30	31.5	33	21	13	20	45	6	402	CP150-16080, CP151-16160 CP152-16100
CP155-20001DS	M20×2.5	30	7.5	37	44.2	41.5	29.5	18	30	63	8	1079	CP150-20100
CP155-20241DS	M24×3	34		42								1139	

Feature

The workpiece can be raised to avoid tool interference with Clamping Module.



How To Use

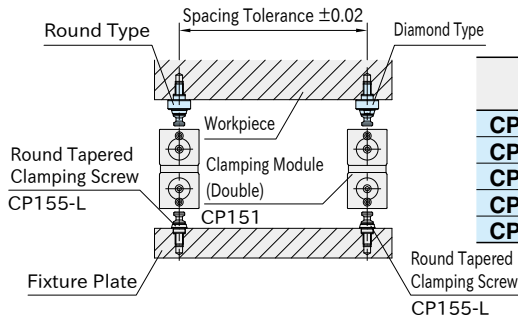
Round Type

- Use together with diamond type for workpiece locating.

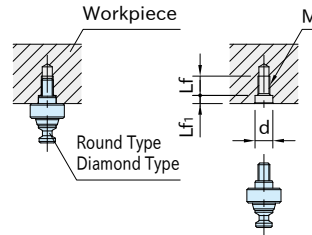
Diamond Type

- Use together with round type for workpiece locating.
- Fix diamond screws after deciding the orientation of the reference surfaces.

Spacing Tolerance

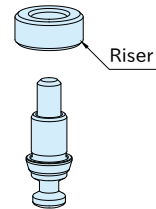
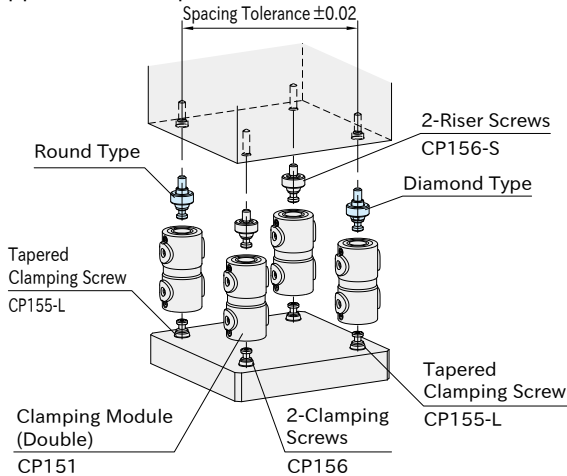


Mounting Hole Dimension



Size	d (H7)	Lf	Lf ₁	M
CP155-08001	12	13	5.5	M 8×1.25
CP155-12001	18	19	6.5	M12×1.75
CP155-16001	22	23	8	M16×2
CP155-20001	30	30	8	M20×2.5
CP155-20241	34	35		M24×3

Application Example



Riser is removable.
Clean the top and bottom surfaces regularly.

Note: Riser may drop from the body of clamping screw.

Note

Please check Allowable Cutting Force & Workpiece Weight of CLAMPING MODULES before using.

Related Products

- CP150 Clamping Modules (Flanged)
- CP151 Clamping Modules (Double)
- CP152 Clamping Modules (Single)
- CP156-S Riser Screws