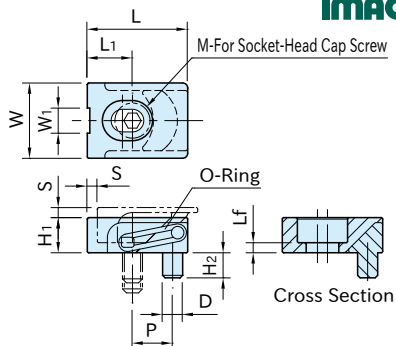


CP134

COMPACT SIDE CLAMPS

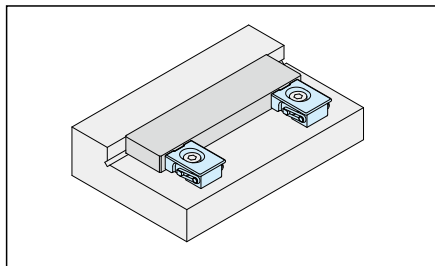


Body	O-Ring
SCM440 steel Black oxide finished HRC33-39	Fluoro rubber

Part Number	S	W	W _i	H ₁	L ₁	P	D	H ₂	M	L _f	L
CP134-04007	2	15	5	7	9	8	4	5	M4	2	20
CP134-05009	2.5	19	7	9	11	10	5	6	M5	3	25

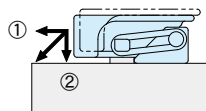
Part Number	Clamping Force (kN)	Allowable Screw Torque (N·m)	Weight (g)	O-Ring Size for Replacement
CP134-04007	2.5	2.7	13	SS060(CS1 / ID6)
CP134-05009	3.5	5.4	26	S 8 (CS1.5 / ID7.5)

How To Use



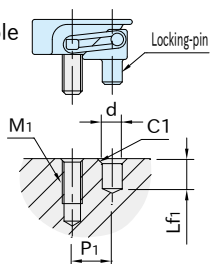
Feature

(Jaw moves obliquely downward)



- ① Horizontal pressure against workpiece
- ② Vertical pressure preventing workpiece lift

Mounting-Hole Dimension



Drill a tapped hole and a locking-pin hole as specified below.

Part Number	M ₁	d _(+0.3 / 0)	L _{f1}	P ₁
CP134-04007	M4	4	6	8
CP134-05009	M5	5	7	10