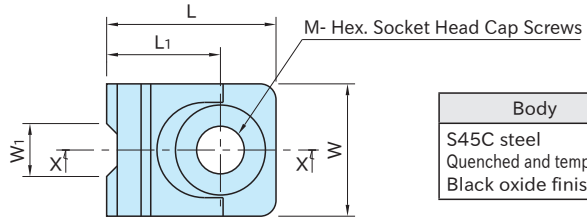
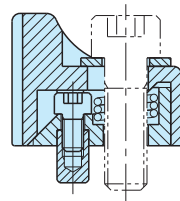
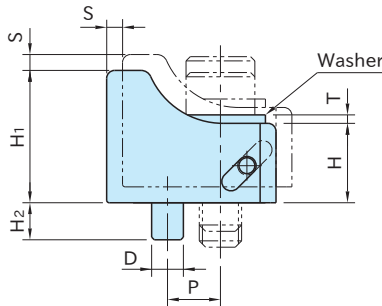
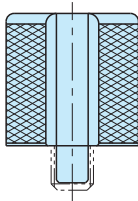


# CP107

# SIDE CLAMPS



Body
S45C steel Quenched and tempered Black oxide finish

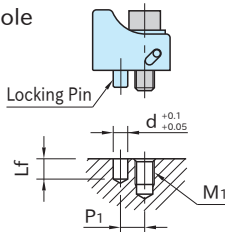


Section X-X

Part Number	S	W	W <sub>1</sub>	H <sub>1</sub>	L <sub>1</sub>	P	D (h7)	H <sub>2</sub>	M	L	H	T	Clamping Force(kN)	Allowable Screw Torque(N·m)	Weight (g)
CP107-08015	3	25	10	25	21.5	10	6	7	M 8	32	15	1.6	5.6	20	115
CP107-10019	4	30	11	32	26	12		7	M10	40	19	2	6.8	40	225
CP107-12023	5	35	12	38	33	16	8	10	M12	50	23	2.3	16	70	390
CP107-16025	6	40	14	45	40	20			M16	60	25	3.2	22	110	640

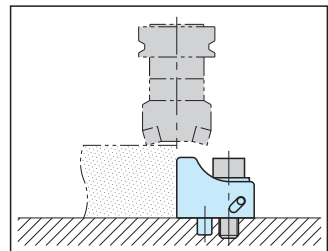
## How To Use

### Mounting-Hole Dimension



Part Number	M <sub>1</sub>	d	L <sub>f</sub>	P <sub>1</sub>
CP107-08015	M 8	6	8	10
CP107-10019	M10			12
CP107-12023	M12	8	11	16
CP107-16025	M16	10		20

Drill a tapped hole and a pin hole as specified on the above.



### Supplied With

One flat washer