

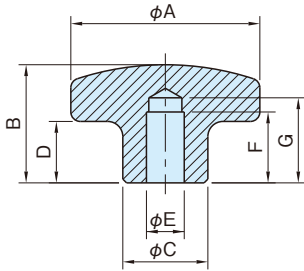


**CK-R-SUS**  
(Reamed)

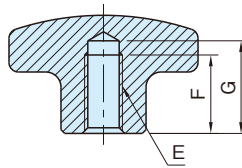


**CK-SUS**  
(Stud)

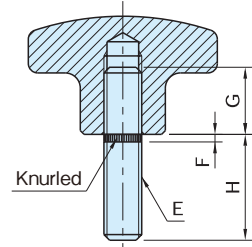
| Type            | Knob                     | Stud                    |
|-----------------|--------------------------|-------------------------|
| <b>CK-R-SUS</b> | Stainless steel (SCS13A) | -                       |
| <b>CK-T-SUS</b> |                          |                         |
| <b>CK-SUS</b>   | Buffed finish            | Stainless steel(SUS303) |



**CK-R-SUS**  
(Reamed)



**CK-T-SUS**  
(Tapped)



**CK-SUS**  
(Stud)

**CK-R-SUS** (Reamed)

| Part Number      | A  | B  | C  | D  | E (H9) | F  | G  | Weight (g) |
|------------------|----|----|----|----|--------|----|----|------------|
| <b>CK32R-SUS</b> | 32 | 21 | 12 | 10 | 6      | 12 | 15 | 37         |
| <b>CK40R-SUS</b> | 40 | 26 | 14 | 13 | 8      | 15 | 18 | 58         |
| <b>CK50R-SUS</b> | 50 | 34 | 18 | 17 | 10     | 15 | 21 | 109        |
| <b>CK63R-SUS</b> | 63 | 42 | 20 | 21 | 12     | 22 | 25 | 197        |

**CK-T-SUS** (Tapped)

| Part Number      | A  | B  | C  | D  | E        | F  | G  | Weight (g) |
|------------------|----|----|----|----|----------|----|----|------------|
| <b>CK32T-SUS</b> | 32 | 21 | 12 | 10 | M 6×1    | 12 | 15 | 37         |
| <b>CK40T-SUS</b> | 40 | 26 | 14 | 13 | M 8×1.25 | 15 | 18 | 58         |
| <b>CK50T-SUS</b> | 50 | 34 | 18 | 17 | M10×1.5  | 15 | 21 | 109        |
| <b>CK63T-SUS</b> | 63 | 42 | 20 | 21 | M12×1.75 | 22 | 25 | 197        |

**CK-SUS (Stud)**

| Part Number        | A  | B  | C  | D  | E        | F   | G  | H  | Weight (g) |
|--------------------|----|----|----|----|----------|-----|----|----|------------|
| <b>CK32×20-SUS</b> | 32 | 21 | 12 | 10 | M 6×1    | 1.5 | 9  | 20 | 41         |
| <b>CK32×30-SUS</b> |    |    |    |    |          |     |    | 30 | 44         |
| <b>CK40×30-SUS</b> | 40 | 26 | 14 | 13 | M 8×1.25 | 1.5 | 12 | 30 | 70         |
| <b>CK40×40-SUS</b> |    |    |    |    |          |     |    | 40 | 73         |
| <b>CK40×50-SUS</b> |    |    |    |    |          |     |    | 50 | 76         |
| <b>CK50×30-SUS</b> | 50 | 34 | 18 | 17 | M10×1.5  | 2   | 14 | 30 | 128        |
| <b>CK50×40-SUS</b> |    |    |    |    |          |     |    | 40 | 133        |
| <b>CK50×50-SUS</b> |    |    |    |    |          |     |    | 50 | 138        |
| <b>CK63×30-SUS</b> | 63 | 42 | 20 | 21 | M12×1.75 | 2   | 17 | 30 | 228        |
| <b>CK63×40-SUS</b> |    |    |    |    |          |     |    | 40 | 235        |
| <b>CK63×50-SUS</b> |    |    |    |    |          |     |    | 50 | 242        |

• Dimensions are subject to slight variations due to buffed finish.