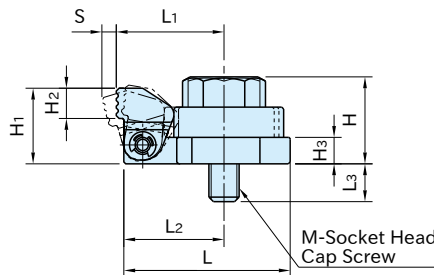
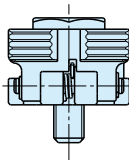
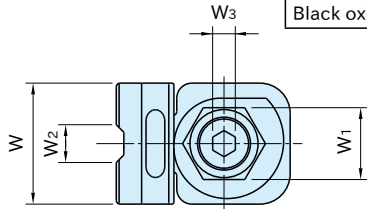


BJ162

CAM EDGE CLAMPS



Body / Jaw	Cam
SCM440 steel Quenched and tempered Black oxide	SCM435 steel Quenched and tempered Black oxide



Part Number	H ₁	S	W	W ₂	H ₂	L ₁	L	L ₂	H ₃	M	L ₃	H	W ₁
BJ162-08001	20	4	32	10	8	28.5	44	26.5	7	M 8×1.25-30L	15	23	19
BJ162-10001	25	5	40	12	10	35	54	33	9	M10×1.5 -35L	16	29	24
BJ162-12001	30	5.5	46	14	12	39.5	62	37.5	11	M12×1.75-40L	17	35	27

Part Number	W ₃	Clamping Force (kN)	Allowable Screw Torque (N·m)	Weight (g)
BJ162-08001	6	3.5	45	160
BJ162-10001	8	5.5	55	310
BJ162-12001	10	7	70	490

How To Use

Secure the body and the flanged collar with a socket head cap screw, and then turn the the cam with a wrench to clamp a workpiece.

Related Product



One-Touch type is available.
[QLSC](#) CAM EDGE CLAMPS

